


DT Gallery

As part of their cross curricular link with History Key stage 1 designed, made and evaluated Tudor houses as part of their DT, structures element. The houses are built and designed in the style of those which were destroyed in the Great Fire of London in 1666. The houses are stood close together to resemble the streets of London. If you look carefully you can just see the flames starting to spread rapidly through our street.



The children designed and made vehicles as part of their wheels and axels unit, evaluating their designs.



As part of their Mechanical Systems unit the children designed, made and evaluated Ferris Wheels.

Lower key stage 2, looked at eating seasonally as part of their cooking and nutrition element of DT. They made a delicious apple crumble.






Years 3 and 4 looked at designing, making and evaluating pouches exploring the different ways of fastening fabrics as part of their Textiles unit.



As part of their electronic and electrical unit, the children used electrical circuits and crumble within their viking boats.




Upper Key stage 2



Upper key stage, took part in a weaving workshop. They explored different weaving techniques.

Year 5 and 6, also took part in the KINEX challenge, the winners designs are pictured below.



Year 5 and 6 enjoyed, designing and making their stuffed toys.



